


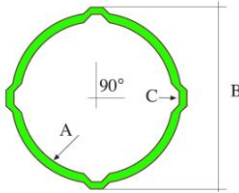
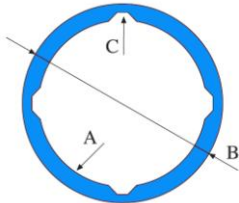
## ABS Inclinator casings



Grooved tubes made in ABS, used in conjunction with inclinometer systems to determine sub-surface ground or horizontal soil movements.

Installed in a drill-hole or attached to a structure, the inclinometer casing reflects deformations of soil or rock or structures, providing a precise casing for the operation of the inclinometer probe.

ABS casings with internal grooves that provide orientation reference for the inclinometer probe. Can be used in conjunction with all commercially available inclinometer probes to monitor the stability of embankments, slopes, rock cuts, foundation and excavation walls, piles, coffer dams, etc.

Nominal diameter [mm]	Internal diameter A [mm]	External diameter B [mm]	Groove diameter C [mm]	Material	
2"	47	60	54	ABS	
3"	74	87	80	ABS	
60/70	60	70	64	ABS	
57/70	57	70	61	ABS	
60/70	60	70	64	ABS	

### QUICK LOCK SYSTEM

The Quick Lock Inclinometer casing is engineered for a fast and accurate assembling, and used for long and short term monitoring in the most adverse field conditions.

